

SKIDWEIGH ED2 SERIES
ED2 AND ED2E-ELITE

LIFT TRUCK SCALES

Check Weighing Made Easy





ON-BOARD SCALES DESIGNED TO ENHANCE WORKFLOW PRODUCTIVITY

All businesses that utilize lift trucks to move products rely on or require information to drive business efficiency. Introducing an on-board weighing system eliminates additional steps in an already busy process and delivers data to the operator immediately. Regardless of the application and or business, improving weighing productivity will increase revenue and improve safety within the operation.

CHECK WEIGHING MADE EASY

The SkidWeigh ED2 mobile lift truck scale is the industry leading weighing benchmark for performance, technology and design. Engineered with the operator in mind the system is easy to use, accurate to +/-1% of lifting capacity, and capable of withstanding the most demanding and challenging material handling environments. The SkidWeigh ED2 can easily be installed in the hydraulic lift circuit of any material handling equipment regardless of voltage and does not alter the capacity plate. Once installed the system can be calibrated by anyone in 5 minutes. Once complete the system software takes over and the SkidWeigh ED2 is ready to work for you.

INCREASE PROFITS

Moving pallets in a warehouse and using a remote floor scale to collect weight data costs time and money. Using the SkidWeigh ED2 allows users to check weigh the product at source of lift. This saves time, money, and space.

ENHANCE SAFETY

Using the SkidWeigh ED2 not only provides information about the weight of the load lifted but also its relation to the capacity of the vehicle and or racking restrictions. This gives managers and operators a piece of mind and security.

ALL BUSINESSES BENEFIT FROM A SKIDWEIGH ED SERIES LIFT TRUCK SCALE

- Freight and LTL
- General Manufacturing
- Automotive Manufacturing
- Warehousing and 3PL
- Recycling
- Building Supplies
- Iron and Steel Production
- Electrical Utility
- Department of Defence
- Nursery and Garden Centres
- Oil and Gas
- Mining
- Agriculture, Forestry and Fisheries
- Food and Beverage
- Brick and Block
- Waste Management



OPTIONS FOR ALL APPLICATIONS

AT

ACCUMULATIVE TOTALING

The ability to add multiple loads and reset to 0 when weighing session complete.

SM

AUDIO OR VISUAL OVERLOAD

Notifies operator when vehicle, racking, or other weight restriction must be respected.

2X

2 INDEPENDENT WEIGHING CHANNELS

Ideal for quick disconnect attachments or fork extensions. Prevents recalibrating each switch out.

SL

DIGITAL DISPLAY IN % OF CAPACITY

Ideal for safety awareness in applications that are not concerned with weight. Operator always knows relation of load weight to capacity of vehicle.

NOTE: Systems requiring printer and or data export options please refer to ED2- Elite, ED3 or ED4

SkidWeigh ED2-EP

DESIGNED SPECIFIC FOR ELECTRIC PALLET TRUCKS

SkidWeigh ED2-EP series on-board check weighing scales are designed specifically for Class III material handling vehicles. They are engineered to retrofit to all electric pallet trucks regardless of vehicle make, model or lifting capacity including fork configuration. The ED2-EP is cost effective, simple to use and calibrate and installs easily in approximately 2 hours.

LIFT ACCURATE TECHNOLOGY

Utilizing a hydraulic pressure transducer installed in the vehicle lift circuit, proprietary lift accurate technology software delivers consistent and dependable accuracy. The quick and simple fully automatic calibration function requires lifting both empty forks and loaded forks to set the system. The EP series is also compatible with SkidWeigh Plus ED3 and ED4 platforms for enhanced print, data and productivity options.



ADVANTAGES OF THE ED2-EP ELECTRIC PALLET TRUCK SCALE

- Cost effective weighing solutions for businesses with or without counterbalance lift trucks
- Turns any electric pallet truck into a mobile Weighing platform
- Class III specific applications now have a weighing Solution
 - Retail Stores
 - Beverage Distribution
 - Shipping and Receiving
 - Delivery and Pick up Trucks
 - Cold Storage
 - Food Distribution
- Does not impede pallet entry
- Does not de-rate the electric pallet truck



SkidWeigh ED2E-Elite

COMPACT, VERSATILE AND WIRELESS

The simplest most productive lift truck scale for the material handling industry. The SkidWeigh ED2E- Elite The systems new rugged compact design houses a microprocessor along with patented software to deliver dependable +/-1% of capacity accuracy. The system also keeps productivity moving with Load Ready notifications that ensures operators weigh loads right and quick with little to no interruptions. In addition the ability to connect a printer and print receipts has never been so simple with the ED2E-Elite's automatic Bluetooth pairing. The Elite system now allows for vehicles up to a capacity of 99999 pounds or kg and does not alter the capacity of the lift truck. Options include Hydraulic Accumulator software, audio visual overload notification, accumulative totalling, and 2 channel calibration to accommodate quick disconnect attachments. The ED2E system can be easily installed to any material handling equipment regardless of the operating voltage, once installed, an even simpler calibration process begins by lifting a known load against the weight of the empty forks or attachment.

Elite Print Solutions

One of the key principals of efficiency in any supply chain material handling operation is productivity as it relates to time. Whether you are managing a fleet of different vehicles types with a number of staging areas or relying solely on one lift truck to ship and receive product, reducing time by eliminating unnecessary steps creates payback opportunities. One area that many companies overlook is the addition of a print system along with an onboard material handling scale. This combo eliminates the need for operators to seek out floor scales to verify product weight during manufacturing or staging, as well as speeding up the weigh verification requirements for outgoing product. The scale allows the operator to perform only the necessary product movement required in the material handling process. Add a print system and with the push of a single button the operator now has access to immediate weight receipts or adhesive labels that before relied on a designated floor scale or manually filling out on a clip board. Shortening the productivity cycle not only saves time and money, but the efficiency gained also contributes to a safer environment for the operator.

Onboard printers are both durable and versatile as they are engineered for industrial applications such as manufacturing, outdoor open yard, and fast shuttle freight. The printers connect easily to the ED2E-Elite lift truck scale via wireless Bluetooth.

What Sets SkidWeigh Apart?

OUR GOAL IS TO ALWAYS MAKE SKIDWEIGH TECHNOLOGY EASY TO WORK WITH. SO, YOU CAN FOCUS ON YOUR MATERIAL HANDLING OPERATION.

EASY AND SIMPLE INSTALLATION

All SkidWeigh systems are designed and supported to be easy in the field installations. Material handling dealers and end users alike can count on a quick manageable process that gets the vehicle back into operation more productive than ever. Whether you are a dealer based technician or competent end user SkidWeigh's step by step process leaves nothing to guess.

HOW SIMPLE?

- o Installs in 2 hours
- o System power supply 12-90 VDC
- o No micro switches or hydraulic return lines
- o 12 hour live tech support

EASY TO OPERATE

Understanding that SkidWeigh systems need to add productivity to material handling operations not create distractions, simplicity is engineered into the operating process. SkidWeigh systems utilize detection prompt technology designed to provide automatic feedback. This provides operators an easy to use favourable system that boost their productivity not workload.

HOW EASY?

- o Lift-N-Weigh Technology: Displays Weight in 3 seconds
- o Designed to limit operator touch points
- o Easy to read, large LED display
- o No 'zeroing' needed


NO MAINTENANCE REQUIRED

Material handling vehicles operate in some of the harshest environments. This so often has adverse effects on both the construction and the accuracy of onboard scales. Scales using external load cell technologies require rigorous calibration schedules to maintain weighing accuracy are costly and not practical. SkidWeigh's hydraulic pressure transducer and proprietary software require no maintenance or ongoing calibration.

HOW EASY?

- o Designed for the harshest environments
- o Hydraulic pressure transducer technology
- o Smart software
- o No ongoing calibration required





1

SPECIFICATION DETAILS

- Voltage: 12 to 55 VDC
- Operating Current < 75mA
- A/D Converter 10 bit Resolution
- Output Relay 2A, SPDT
- Internal Buzzer: 80 dBA/10cm
- LED Display: 6 digit Super Bright 0.56" Digit Height, LED Light for Busy/Ready and Bluetooth Mode
- Technology: Flash Microcontroller
- ABS Enclosure: 120x80x55 mm
- Weight: 350 g (without bracket)
- IP65 NEMA 4X, UL Listed Silicon Sponge Gasket
- Operating Temperature: -40C to +70C
- Transducer: Stainless Steel AIDI303
- Port Connection: Male 1/4"-18 NPT
- Built in Pressure Snubber
- Reverse polarity protection
- Voltage/Short Circuit protection
- Shock: IEC 60068-2-6
- Insulation voltage: 500 VDC
- Response time: <1 ms
- Load cycle: <1 00Hz
- EMC conformity:

2

SKIDWEIGH ED SERIES ADVANTAGES

- Installs in approximately 2 hours
- Does not derate the lifting capacity or require an OEM to re-plate
- Does not require maintenance or on going calibration
- 'Lift-N-Weigh' operation, no buttons or interruptions to operations
- Weighing accuracy +/- 1% of rated capacity or better
- Built specifically for material handling vehicles
- IP65 rating suitable for the harshest environments
- Modular design allows for enhanced options and customization
- Comes complete with indicator, pressure transducer, and universal mounting bracket
- 2 Year Warranty

3

STANDARD FEATURES

- Accuracy: +/- 0.1% to 1% of vehicle lifting capacity.
- Weighs up to 99,000 lbs. or kg.
- Super Bright LED Display
- 6 digit Red Super Bright LED Display
- Graduation 1,5 and 10 (default 5)
- Operating temp: -40C / +70C
- Swiss Made Pressure Transducer
- Built in Short Protection
- Automatic two button setup





Integrated Visual Data Technology Inc.


For over 30 years IVDT has designed and manufactured industry leading onboard weigh scales, vehicle productivity and safety systems for material handling vehicles. Specializing in delivering return on investment solutions for businesses, global customers benefit from increases in productivity and best in class safety compliance. IVDT's innovative modular design allows system users to experience flexible, comprehensive and customized solutions enhancing the efficiency and safety of material handling fleets of all sizes.

With over 200 software algorithms and hardware configurations IVDT provides customized solutions tailored to the end user. The ease and versatility of plug in technology and stock manufacturing allow IVDT to deliver 90% of those solutions through lift truck dealers and OEM manufacturers worldwide.


Our experienced technical staff provide the industries best response to solution enquiries, technical support and product deliveries.

 3439 Whilabout Terrace
Oakville, Ontario L6L 0A7, Canada

 905-469-0985

 905-825-9494

 sales@skidweigh.com

 www.skidweigh.com